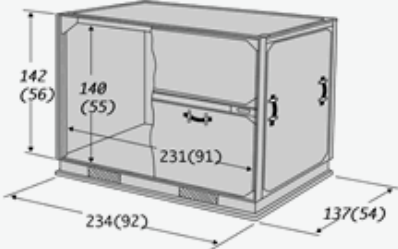
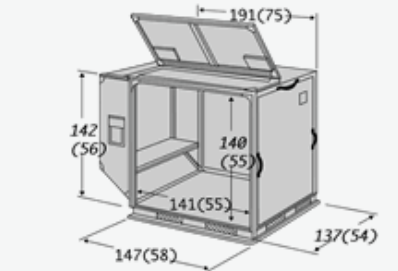
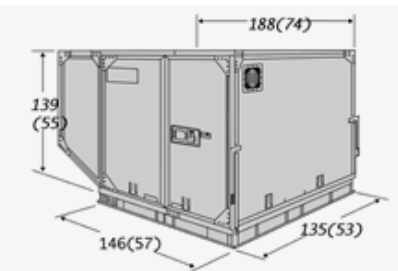
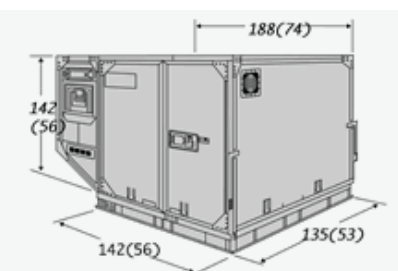


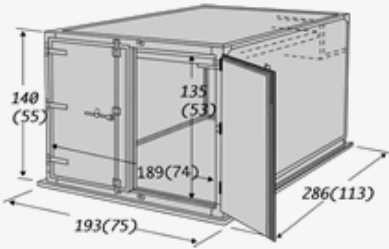
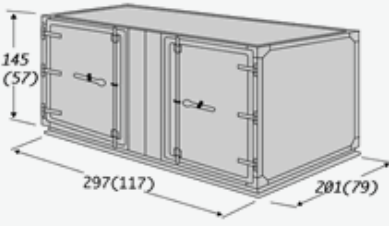
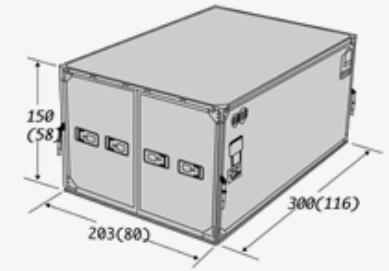
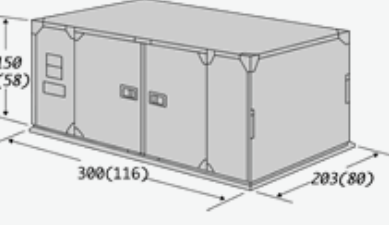
ULD (International) : SPECIAL CONTAINER

* The capacity indicated below is a maximum amount we can load per container. Please be aware that the regulations may vary according to the loading positions on the ULD and also on the aircraft.

IATA ID Code (ATA Code)	Base size Illustration (Internal Dimension)	Int Volume: m ³ (cuft)	Tare Wt:kg(Lbs)	
		External Dimension L × W × H: cm (inch)	Loadable Aircraft	Weight Lim Inc ULD Tare Wt :kg(Lbs)
MQP (LD-4F)	60.4" × 96" 	4.9 (173)	240 to 250 (529 to 551)	
		244 × 153 × 163 (96 × 60.4 × 64)	B747 B777 B767	2,449 (5,400)
		231 × 140 (91 × 55)		
* INSULATED				
MKN (LD-3F)	60.4" × 61.5" 	3.8 (134)	150 to 160 (331 to 353)	
		156 × 153 × 163 (61.5 × 60.4 × 64)	B747 B777 B767	1,587 (3,500)
		141 × 140 (55 × 55)		
* INSULATED				
RKN (LD-3F)	60.4" × 61.5" 	3.5 (123)	240 to 250 (529 to 551)	
		156 × 153 × 163 (61.5 × 60.4 × 64)	B747 B777 B767	1,587 (3,500)
		142 × 136 (56 × 54)		
* INSULATED				
RKN (LD-3F)	60.4" × 61.5" 	3.5 (123)	260 to 270 (573 to 595)	
		156 × 153 × 163 (61.5 × 60.4 × 64)	B747 B777 B767	1,587 (3,500)
		142 × 140 (56 × 55)		
* Inside Temp -20 to +20°C * Coolant DRY-ICE * FANTYPE				

ULD (International) : SPECIAL CONTAINER

* The capacity indicated below is a maximum amount we can load per container. Please be aware that the regulations may vary according to the loading positions on the ULD and also on the aircraft.

IATA ID Code (ATA Code)	Base size Illustration (Internal Dimension)	Int Volume: m ³ (cuft)	Tare Wt:kg(Lbs)	
		External Dimension L × W × H: cm (inch)	Loadable Aircraft	Weight Lim Inc ULD Tare Wt :kg(Lbs)
MAP (LD-7)	88" × 125" 	8.1 (284)	675 to 720 (1,488 to 1,587)	
		318 × 224 × 163 (125 × 88 × 64)	B747	4,627 (10,200)
			B777	4,676 (10,310)
		189 × 135 (74 × 53)	B767ER	5,102 (11,250)
* Inside Temp -5 to +10°C * Coolant DRY-ICE * INSULATED				
MAP (LD-7)	88" × 125" 	8.6 (304)	425 to 435 (937 to 959)	
		318 × 224 × 163 (125 × 88 × 64)	B747	4,627 (10,200)
			B777	4,676 (10,310)
		284 × 140 (112 × 55)	B767ER	5,102 (11,250)
* Inside Temp -5 to +10°C * Coolant DRY-ICE * FANTYPE				
RAP (LD-9)	88" × 125" 	8.9 (314)	450 to 460 (992 to 1,014)	
		318 × 224 × 163 (125 × 88 × 64)	B747	4,626 (10,200)
			B777	4,676 (10,310)
		278 × 145 (109 × 57)	B767ER	5,102 (11,250)
* Inside Temp -20 to +20°C * Coolant DRY-ICE * FANTYPE				
RAP (LD-9)	88" × 125" 	8.9 (314)	450 to 460 (992 to 1,014)	
		318 × 224 × 163 (125 × 88 × 64)	B747	4,626 (10,200)
			B777	4,676 (10,310)
		216 × 145 (85 × 57)	B767ER	5,102 (11,250)
* INSULATED				