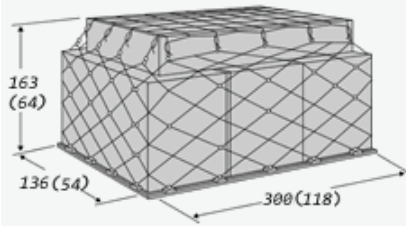
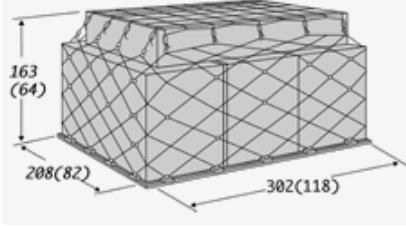
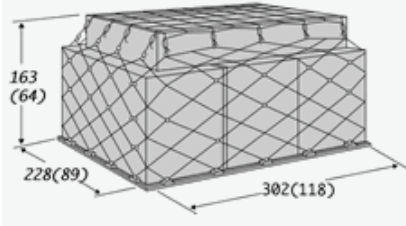


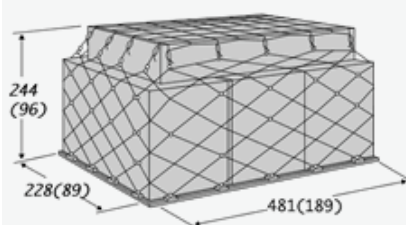
## ULD (International) : PALLET

\* The capacity indicated below is a maximum amount we can load per container. Please be aware that the regulations may vary according to the loading positions on the ULD and also on the aircraft.

IATA ID Code (ATA Code)	Base size  Illustration (Internal Dimension)	External Dimension L × W × H: cm (inch)	Tare Wt:kg (Lbs)	
			Loadable Aircraft	Weight Lim Inc ULD Tare Wt :kg(Lbs)
PLA (PALLET)	60.4" × 125" 	318 × 153 × 163 (125 × 60.4 × 64)	100 (220)	
			B747	3,175 (7,000)
			B777	2,449 (5,400)
PAP PAG (PALLET)	88" × 125" 	318 × 224 × 163 (125 × 88 × 64)	100 (220)	
			B747	4,626 (10,200)
			B777	4,676 (10,310)
			B767ER	5,102 (11,250)
			B767F	MAIN 3,835 (8,455) LOWER 6,803 (15,000)
PMP PMC (PALLET)	96" × 125" 	318 × 244 × 163 (125 × 96 × 64)	100 (242)	
			B747	5,035 (11,100)
			B777 B767ER	5,102 (11,250)
			B767F	MAIN 4,173 (9,200) to 6,803 (15,000) LOWER 6,803 (15,000)

## ULD (International) : PALLET

\* The capacity indicated below is a maximum amount we can load per container. Please be aware that the regulations may vary according to the loading positions on the ULD and also on the aircraft.

IATA ID Code (ATA Code)	Base size  Illustration (Internal Dimension)	External Dimension L × W × H: cm (inch)	Tare Wt:kg (Lbs)	
			Loadable Aircraft	Weight Lim Inc ULD Tare Wt :kg(Lbs)
PRA (PALLET)	96" × 196" 	498 × 244 × 244 (196 × 96 × 96)	469 (1,034)	
			B767F	6,803 (15,000)